

BLOCK MAX SERIES

LED LIGHTING FOR HARSH AND HAZARDOUS AREAS

FLOOD & HIGHBAY



Reliable. Durable. Efficient.
7,000 to 30,000 lumen models

RED SKY
SERIOUSLY SAFE LIGHTS™

ABOUT RED SKY LIGHTING


PIONEERING INDUSTRIAL ILLUMINATION FOR HARSH & HAZARDOUS ENVIRONMENTS

A leading manufacturer of premium LED lights designed for demanding work environments.

Headquartered in California, with products assembled in the USA.

Serving global clients across four continents, specializing in metal processing, oil & gas, marine, and manufacturing industries.

Renowned for our commitment to quality, dependability, client care, and uncompromising safety standards.



WHY CHOOSE RED SKY

🔥 SERIOUSLY SAFE LIGHTS

- Rigorously tested in our advanced professional labs
- Exceeding industry certifications and safety standards
- Crafted from the highest-grade components for superior durability

🔥 TOP-NOTCH SERVICES

- A team of experts providing seamless support
- Energy audit and lighting simulation services
- Hassle-free return policy and management

🔥 FAST DELIVERY

- Most orders delivered within 14 days
- Same-day shipping for in-stock products
- Real-time order tracking for complete transparency

🔥 SUSTAINABLE SOLUTIONS

- High-efficiency LEDs for significant energy savings
- Thoughtfully designed products for optimal performance and sustainability
- Recyclable materials used in both products and packaging



BLOCK SERIES



The BLOCK MAX Series by Red Sky Lighting is a line of high-performance LED lighting fixtures designed for use in harsh and hazardous environments. These robust lights offer a wide lumen range from 7,000 to 30,000 lumens with an efficiency of 180 lumens per watt, ensuring both brightness and energy savings. They feature easy installation, a compact design, and multiple beam angles and color temperatures to suit various applications.

Safety is a key focus of the BLOCK MAX Series, with high protection ratings such as Ex eb mb IIC T5 Gb for gas and dust explosions, and IP66/67 for dust-tight and waterproof capabilities. The series is also ATEX and IECEx certified, meeting international standards for use in hazardous locations.

Red Sky Lighting is committed to providing top-notch services, including fast delivery, real-time order tracking, and a team of experts for support. The BLOCK MAX Series is not only durable and safe but also sustainable, with energy-saving LEDs and recyclable materials, making it an ideal choice for industries such as metal processing, oil & gas, marine, and manufacturing.



FEATURES



-  **Wide Range Selection**
Available in lumen outputs from 7,000 to 30,000 Lm
-  **Easy Installation**
Simplified wiring design with ample space for connections
-  **High Efficiency**
Delivers 180 Lm/W for exceptional energy savings
-  **Emergency Functionality**
Available at 7L and 15L models, providing 5,000 Lm for 90 minutes or 2,500 Lm for 180 minutes
-  **Compact and Lightweight Design**
Easy to handle and install

RATINGS

Zone 1&2
Zone 21&22
IP66/67
IK08
IEC60068-2-6 3g

CERTIFICATIONS

ATEX & UKEX
II 2G Ex eb mb IIC T5/T4 Gb
II 2D Ex tb IIIC T85°C Db
IECEX
Ex eb mb IIIC T5/T4 Gb
Ex tb IIIC T85°C Db
UKCA EMC/LVD

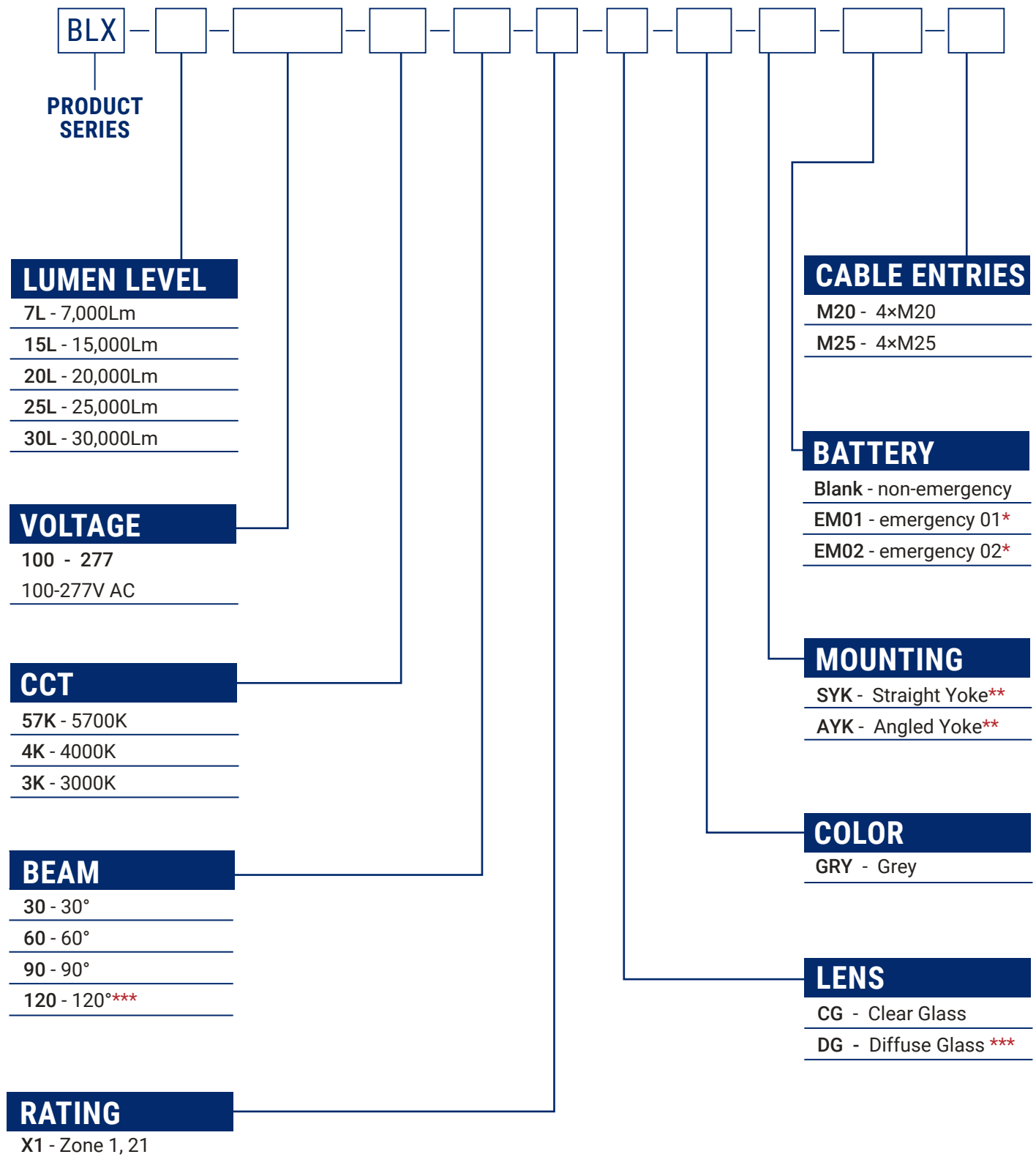
TECHNICAL PARAMETERS

Specification	BLX-7L(-EM)	BLX-15L(-EM)	BLX-20L	BLX-25L	BLX-30L
Electrical Parameters					
Power	40W	90W	115W	145W	180W
Rated Input Current(220V AC)	0.202A	0.455A	0.581A	0.733A	0.909A
Voltage/Frequency	100-277V AC 50/60Hz				
Power Factor	≥0.90				
THD	<20%				
L70	>102,000 hrs@55°C				
Dimming & Auxiliary Power	0-10V, 300mA@12Vdc				
Surge Protection	L/N-FG 6KV, L-N 4KV				
Supply Wire	1mm²~4mm²				
Charge Time	24 hours		/		
Emergency Run Time	5000Lm@90mins 2500Lm@180mins		/		
Battery	Ni-CD Rechargeable Battery		/		
Warranty	Driver: 5 years, Battery: 1 years				
Optical Parameters					
Lumen Output*	7,162Lm	15,523Lm	20,741Lm	25,800Lm	31,164Lm
Lumen Efficacy*	180Lm/W				
Available Beam Angle	30° / 60° / 90° / 120°				
Correlated Color Temperature (CCT)	3000K / 4000K / 5700K				
Color Rendering Index (CRI)	Ra≥70				
Mechanical Parameters					
Housing Material	Copper-free (< 0.4%) die-cast aluminum				
Hardware	Stainless steel 316				
Lens Material	Clear Glass / Diffuse Glass**		Clear Glass		
Mounting Options	Straight Yoke, Angled Yoke, Stanchion				
Product Weight	25.8lbs/11.7kg, 31.1lbs/14.1kg@EM		27.6lbs / 12.6kg		
Package Weight	27.9lbs/12.7kg, 33.2lbs/15.1kg@EM		29.7lbs / 13.6kg		
Cable Entry	(4) M20/M25×1.5				
Product Dimensions(L×W×H)	16.3×9.9×11.2 in (413×251×285 mm)				
Package Dimensions(L×W×H)	19.7×13.4×11.8 in (500×340×300 mm)				
Environmental Parameters					
Corrosion Resistance	Salt Spray 720 hrs (ISO 9227)				
Vibration Resistance	IEC60068-2-6 3g				
Ambient Operating Temperature	-4°F ~ +131°F (-20°C ~ 55°C) @standard, 32°F ~ +131°F (0°C ~ 55°C)@ EM				
T-Code Rating	Gas – T5; Dust – T85°C		Gas – T4; Dust – T85°C		
EPA wind rating (FT2/m²)	1.753/0.16 (Yoke), 1.888/0.18 (Stanchion)				

* Value calculated based on 5700K, 90° and Clear Glass, varies to different spec.

ORDERING INFORMATION

EXAMPLE: BLX-7L-100-277-57K-120-X1-CG-GRY-SYK-EM01-M20



* EM only available for 7L and 15L, EM01 indicates 5000Lm@90mins, EM02 indicates 2500Lm@180mins.

** Factory pre-installed, no need to order YOKE separately.

*** Diffuse Glass is available only for 7L and 15L, and exclusively with a 120°.

MOUNTING ACCESSORIES



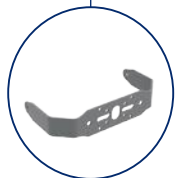
Straight Yoke



Angled Yoke



Stanchion



BLX-S YOKE



BLX-A YOKE

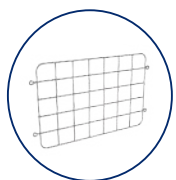


STAN01

Mounting	PN	Description	MPN Code
Straight Yoke	BLX-S YOKE	Straight Yoke, 0-90 Degrees Adjustable, SUS304, Powder-Coated Grey RAL 7037	310010136
Angled Yoke	BLX-A YOKE	45-Degree Angled Yoke, 0-90 Degrees Adjustable, SUS304, Powder-Coated Grey RAL 7037	310010137
Stanchion	STAN01*	Slip-Fit Stanchion Mount Kit for Φ 2 inch (2-3/8 inch OD, 60mm OD) Poles, Non-Threaded, SUS304, Powder-Coated Grey RAL 7037	309050300

* Requires a Straight Yoke

OTHER ACCESSORIES



MDX-SWG



SFCB01



MDX-VISO



DPY02

PN	Description	MPN Code
MDX-SWG	Wire Guard for Glass Lens	309050360
SFCB01	Safety Cable Kit, SUS304	106060018
MDX-VISO	Visor, AL6061, Powder-Coated Grey RAL 7037	309050359
DPY02	Crane Damper Bracket, SUS304, Fixed with M12 Bolts	309050367

REPLACEMENT PARTS (ORDERED SEPARATELY)

Part Number	Description	MPN Code
BLX-7L-100-277 Driver	Replacement Driver for BLX-7L-100-277	303010060
BLX-15L-100-277 Driver	Replacement Driver for BLX-15L-100-277	303010061
BLX-20L-100-277 Driver	Replacement Driver for BLX-20L-100-277	303010062
BLX-25L-100-277 Driver	Replacement Driver for BLX-25L-100-277	303010063
BLX-30L-100-277 Driver	Replacement Driver for BLX-30L-100-277	303010064
BLX-*-EM01 Emergency Driver	Replacement Emergency Driver for BLX-*-EM01	303010065
BLX-*-EM02 Emergency Driver	Replacement Emergency Driver for BLX-*-EM02	303010066
BLX-*-EM Battery	Replacement Battery for BLX-*-EM	303040001
CG007-A-01	Replacement Clear Glass Lens for BLX	303030017
DG007-A-01	Replacement Diffuse Glass Lens for BLX	303030018

LUMEN TABLE

PN	Wattage (W)	CCT	Beam	Lens	Lumen Output (Lm)	Efficiency (Lm/W)
Voltage 100-277V AC						
BLX-7L-100-277-57K-30-X1-CG	40	5700K	30°	Clear Glass	6,589	166
BLX-15L-100-277-57K-30-X1-CG	90	5700K	30°	Clear Glass	14,367	164
BLX-20L-100-277-57K-30-X1-CG	115	5700K	30°	Clear Glass	18,915	166
BLX-25L-100-277-57K-30-X1-CG	145	5700K	30°	Clear Glass	23,483	163
BLX-30L-100-277-57K-30-X1-CG	180	5700K	30°	Clear Glass	28,640	160
BLX-*-100-277-57K-30-X1-CG-EM01	24	5700K	30°	Clear Glass	4,639	197
BLX-*-100-277-57K-30-X1-CG-EM02	12	5700K	30°	Clear Glass	2,382	200
BLX-7L-100-277-57K-60-X1-CG	40	5700K	60°	Clear Glass	7,145	177
BLX-15L-100-277-57K-60-X1-CG	90	5700K	60°	Clear Glass	15,951	177
BLX-20L-100-277-57K-60-X1-CG	115	5700K	60°	Clear Glass	20,561	178
BLX-25L-100-277-57K-60-X1-CG	145	5700K	60°	Clear Glass	25,528	176
BLX-30L-100-277-57K-60-X1-CG	180	5700K	60°	Clear Glass	30,338	173
BLX-*-100-277-57K-60-X1-CG-EM01	24	5700K	60°	Clear Glass	5,026	213
BLX-*-100-277-57K-60-X1-CG-EM02	12	5700K	60°	Clear Glass	2,565	214
BLX-7L-100-277-57K-90-X1-CG	40	5700K	90°	Clear Glass	7,162	181
BLX-15L-100-277-57K-90-X1-CG	90	5700K	90°	Clear Glass	15,523	179
BLX-20L-100-277-57K-90-X1-CG	115	5700K	90°	Clear Glass	20,741	182
BLX-25L-100-277-57K-90-X1-CG	145	5700K	90°	Clear Glass	25,800	180
BLX-30L-100-277-57K-90-X1-CG	180	5700K	90°	Clear Glass	31,164	175
BLX-*-100-277-57K-90-X1-CG-EM01	24	5700K	90°	Clear Glass	5,020	213
BLX-*-100-277-57K-90-X1-CG-EM02	12	5700K	90°	Clear Glass	2,581	217
BLX-7L-100-277-57K-120-X1-CG	40	5700K	120°	Clear Glass	7,068	179
BLX-15L-100-277-57K-120-X1-CG	90	5700K	120°	Clear Glass	15,324	176
BLX-20L-100-277-57K-120-X1-CG	115	5700K	120°	Clear Glass	20,149	178
BLX-25L-100-277-57K-120-X1-CG	145	5700K	120°	Clear Glass	25,138	175
BLX-30L-100-277-57K-120-X1-CG	180	5700K	120°	Clear Glass	30,424	170
BLX-*-100-277-57K-120-X1-CG-EM01	24	5700K	120°	Clear Glass	4,945	210
BLX-*-100-277-57K-120-X1-CG-EM02	12	5700K	120°	Clear Glass	2,545	213
BLX-7L-100-277-57K-120-DG	40	5700K	120°	Diffuse Glass	5,317	134
BLX-15L-100-277-57K-120-DG	90	5700K	120°	Diffuse Glass	11,496	132
BLX-*-100-277-57K-120-X1-DG-EM01	24	5700K	120°	Diffuse Glass	3,694	157
BLX-*-100-277-57K-120-X1-DG-EM02	12	5700K	120°	Diffuse Glass	1,899	159

* Indicates 7L or 15L.



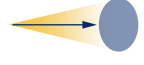


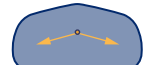

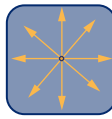
The above data is based on tests conducted at a voltage of 220Vac.
For additional information, please contact your sales representative.

THE RIGHT BEAM PATTERN FOR YOUR APPLICATION

RSL optic package is engineered to deliver maximum footcandles efficiently where you need them, without wasted light or overspill.

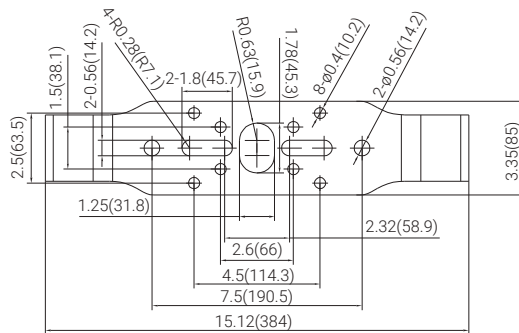
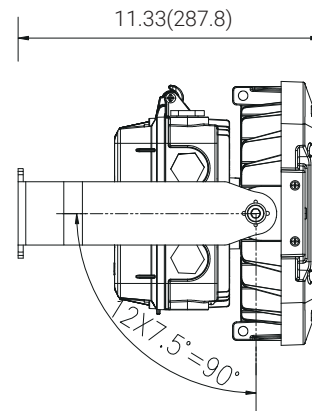
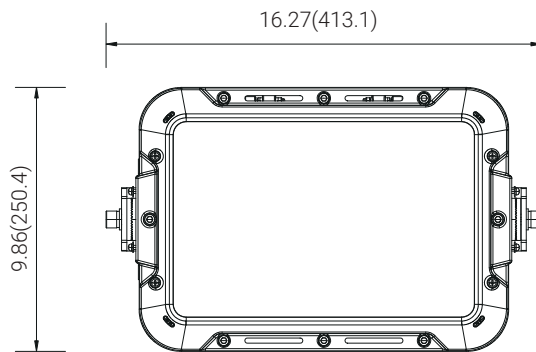
RSL offers complimentary lighting design services for our products using industry-leading AGI32 software, tailored for projects of all sizes in harsh and hazardous locations. We assist you in determining the number of fixtures needed, the types of lights to use, their optimal placement, and how to maximize energy savings—all within budget.

Simply fill out the form (<https://dev.redskylighting.com/lighting-design>) with a few key details, request a layout, and we'll bring your ideas to life within 2-5 business days.

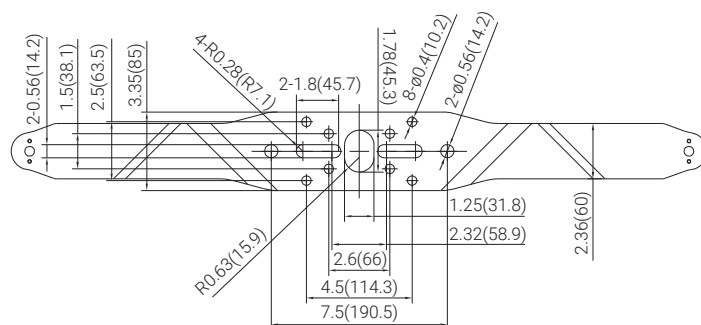
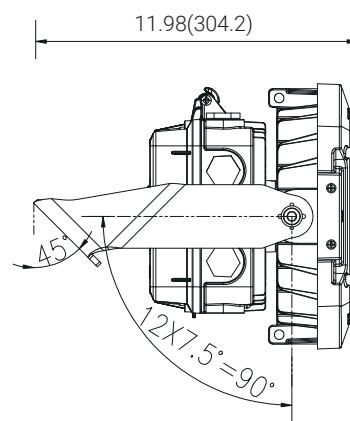
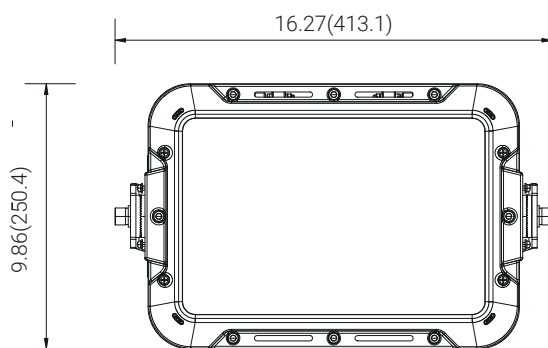
Beam	NEMA/IESNA Type	Beam Description	Beam Projection Distance
30°	NEMA 3	Medium Narrow	
60°	NEMA 4	Medium	
90°	NEMA 5	Medium Wide	
120°	NEMA 6	Wide	
T1	Type I	Asymmetric distributions, well suited for narrow areas, such as Conveyor belts, Aisleways, Catwalks, Loading docks and Tunnels.	
T2	Type II	Asymmetric distributions, well suited for narrow areas, such as roadways, paths and driveways.	
T3	Type III	Asymmetric distributions, well suited for site / area perimeters, wide roadways, and open areas.	
T5	NEMA 7 Type V (Square)	Very Wide: symmetrical pattern with excellent uniformity for large, open areas.	

DIMENSIONS

unit: in(mm)

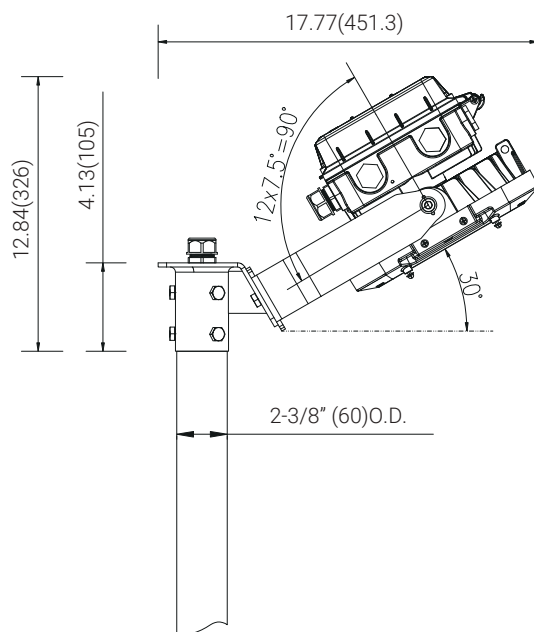


Straight Yoke

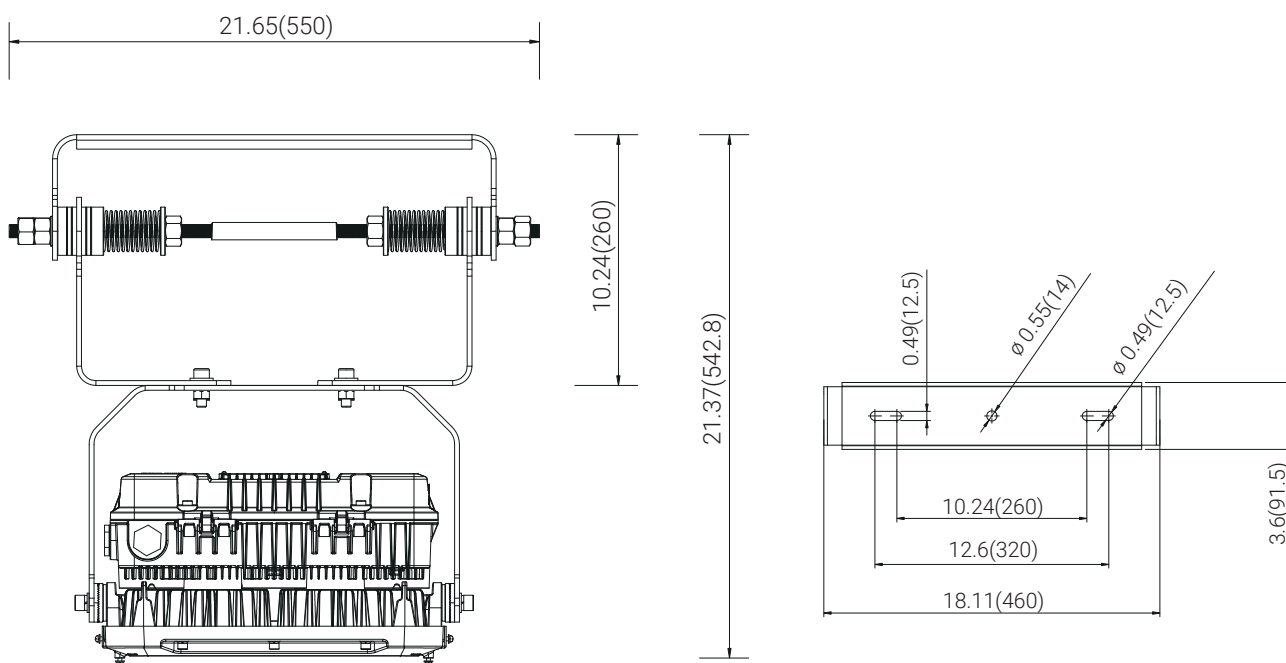


Angled Yoke

unit: in(mm)



Stanchion



DPY02

HAZARDOUS LOCATION LIGHTING BASICS

Atmosphere Groups

Temperature Classification

Substance	Hazard Class	Division Groups	Zone Groups	Max. Surface Temperatures	NEC® 500 CEC®	NEC® 500/IEC-Group II
Acetylene	Class I Flammable Gases	Group A	IIC	450°C(842°F)	T1	T1
Hydrogen		Group B	IIC	300°C(572°F)	T2	
Ethylene		Group C	IIB	280°C(536°F)	T2A	T2
Propane		Group D	IIA	260°C(500°F)	T2B	
Methane		Group D	IIA ²	230°C(446°F)	T2C	
Combustible Metal Dusts	Class II Combustible Dusts	Group E ¹	IIIC ³	215°C(419°F)	T2D	
Combustible Carbonaceous Dust		Group F	IIIB ³	200°C(392°F)	T3	T3
Combustible Dusts not in Group E or F (Flour, Grain, Wood, Plastics, Chemicals)		Group G	IIIB ³	180°C(256°F)	T3A	
				165°C(329°F)	T3B	
				160°C(320°F)	T3C	
Combustible Fibers and Flyings	Class III Fibers and Flyings	Not Applicable	IIIA ³	135°C(275°F)	T4	T4
Note 1: Group E is applicable to Class II, Division 1 only.				120°C(248°F)	T4A	
Note 2: Methane is a Group IIA Gas for non-mining applications.				100°C(212°F)	T5	T5
Note 3: Group IIIA, IIIB and IIIC have not been adopted by the Canadian Electrical Code.				85°C(185°F)	T6	T6

Classification of Divisions and Zones

Hazard Level	Division Scheme	Zone Scheme	Definitions
Continuous Hazard	Division 1	Zone 0 / Zone 20	A place in which an explosive atmosphere is continually present
Intermittent Hazard		Zone 1 / Zone 21	A place in which an explosive atmosphere is likely to occur in normal operation
Hazard Under Abnormal Conditions	Division 2	Zone 2 / Zone 22	A place in which an explosive atmosphere is not likely to occur in normal operation, but may occur for short periods

IP Codes

1st No.	Solid Objects
0	No protection
1	Objects greater than 50mm
2	Objects greater than 12.5mm
3	Objects greater than 2.5mm
4	Objects greater than 1mm
5	Dust protected
6	Dust proof
2nd No.	Liquids
0	No protection
1	Vertically dripping
2	Dripping up to 15°
3	Limited spraying
4	Splashing from all directions
5	Hosing jets from all directions
6	Strong hosing jets from all directions
7	Temporary immersion
8	Continuous immersion
9	Steam-jet cleaning

IK Ratings

IK Code	Level of Protection Achieved
IK00	Not protected
IK01	Protected against 0.14 joules impact
IK02	Protected against 0.2 joules impact
IK03	Protected against 0.35 joules impact
IK04	Protected against 0.5 joules impact
IK05	Protected against 0.7 joules impact
IK06	Protected against 1 joules impact
IK07	Protected against 2 joules impact
IK08	Protected against 5 joules impact
IK09	Protected against 10 joules impact
IK10	Protected against 20 joules impact



+1 (262)456-5002
contact@redskylighting.com
www.redskylighting.com

RED SKY LIGHTING LLC
9370 Pittsburgh Ave
Rancho Cucamonga, CA 91730,
USA

Disclaimer

The product information provided is, to the best of Red Sky Lighting's knowledge, accurate as of the date of publication. However, purchasers and end-users of Red Sky Lighting's products should refer to the documentation available on www.redskylighting.com for the most up-to-date and controlling product specifications, installation manuals, sales terms and conditions, and warranty terms. To the extent any contract is formed for the sale of Red Sky Lighting's products, whether directly with Red Sky Lighting or through any third party, the versions of such documentation posted on www.redskylighting.com as of the date of sale shall govern and prevail over any inconsistent information that may be provided elsewhere. In the event of a conflict between the information contained in this document and that available on www.redskylighting.com, the website documentation shall control.