

# BLOCK SERIES H1

LED LIGHTING FOR HARSH AND HAZARDOUS AREAS  
FLOOD & HIGHBAY



**Reliable. Durable. Efficient.**  
**12,000 to 22,000 lumen models**

**RED SKY**  
SERIOUSLY SAFE LIGHTS™

## ABOUT RED SKY LIGHTING

# PIONEERING INDUSTRIAL ILLUMINATION FOR HARSH & HAZARDOUS CONDITIONS

- A leading manufacturer of premium LED lights for demanding work conditions
- Headquartered in California, products assembled in the USA
- Servicing global clients across 4 continents in metal processing, oil & gas, marine, manufacturing
- Renowned for quality, dependability, client care and uncompromising safety standards



## WHY CHOOSE RED SKY

### ❧ SERIOUSLY SAFE LIGHTS

- Rigorously tested in our professional labs
- Surpassing industry certifications and safety protocols
- Crafted with highest grade components for maximum durability

### ❧ TOP-NOTCH SERVICES

- Team of experts for seamless support
- Energy audit services, lighting simulation services
- Hassle-free return policy and management

### ❧ FAST DELIVERY

- Majority of orders delivered within 14 days
- Same day shipping for products in stock
- Real-time order tracking for full transparency

### ❧ SUSTAINABLE SOLUTIONS

- High luminous efficacy LEDs for energy savings
- Conscious product design
- Recyclable materials for products and packaging



# BLOCK SERIES




Designed to withstand hazardous environments, the Block Series excels with a luminous efficacy of 150 lumens per watt. It is certified for use in hazardous locations requiring explosion-proof fixtures where flammable gases, vapors and combustible dusts are present. Applications include oil and gas rigs, petrochemical plants, and other hazardous corrosive facilities.

With 10kV built-in surge protection, the Block Series enhances safety and working conditions. Its dimmable driver helps reduce light pollution, enhance the working environment, and save on energy costs. Its self-contained LED and driver compartment, coupled with external cooling fins, ensures reliable heat dissipation even in extreme temperatures up to 140°F (60°C) while its robust design and quality enable operation under temperatures as low as -40°F (-40°C). The remarkable 121,000-hour LED fixture life at 140°F (60°C) guarantees long-term operation of the facility. A rugged copper-free aluminum body and frame provide superior corrosion resistance for long-lasting durability.

With three optic options ranging from spot to flood, the Block Series offers flexibility for a variety of applications. Red Sky Lighting backs the Block Series with an industry-leading 10-year warranty and factory replacement. Choose the Block Series for exceptional performance, advanced safety, and unmatched durability in hazardous industrial environments.







## BLOCK SERIES

ILLINOIS, USA

## FEATURES



25°  
NEMA 3 - Narrow




60°  
NEMA 4 - Medium



120°  
NEMA 6 - Wide

### Excellent Heat Dissipation

Safe and reliable heat transfer - Offering a T-rating of T6 (CID1)  
Self-contained LED and Driver compartment with external air-flow fins designed to perform in high ambient temperatures up to +140°F and as low as -40°F.



### Rugged Construction

Built to withstand extreme temperatures, vibration, water and dust. Copper-free aluminum body and frame for corrosion-resistant.

### Long Fixture Life

L70 >121,000 Hours@140°F

### 3 Optic Options

25° / 60° / 120° available for different applications from spot to flood for optimal light distribution.

## RATINGS

Class I Division 1, Groups C, D  
Class I Division 2, Groups A, B, C, D  
Class II Division 2, Groups F, G  
Class III  
Class I, Zone 1, Group IIB  
Class I, Zone 2, Group IIC  
Zone 22, Group IIIB

Simultaneous Presence  
UL 1598 Wet Locations  
UL 1598A Marine Outside Type (Salt Water)  
IP66  
IK09  
Salt Spray 720 hrs (ISO 9227)

## CERTIFICATIONS

UL844  
UL1598  
UL1598A  
CSA C22.2 NO. 250.0  
CSA C22.2 No. 137  
DLC (Pending)  
FCC Part 15, Subpart B



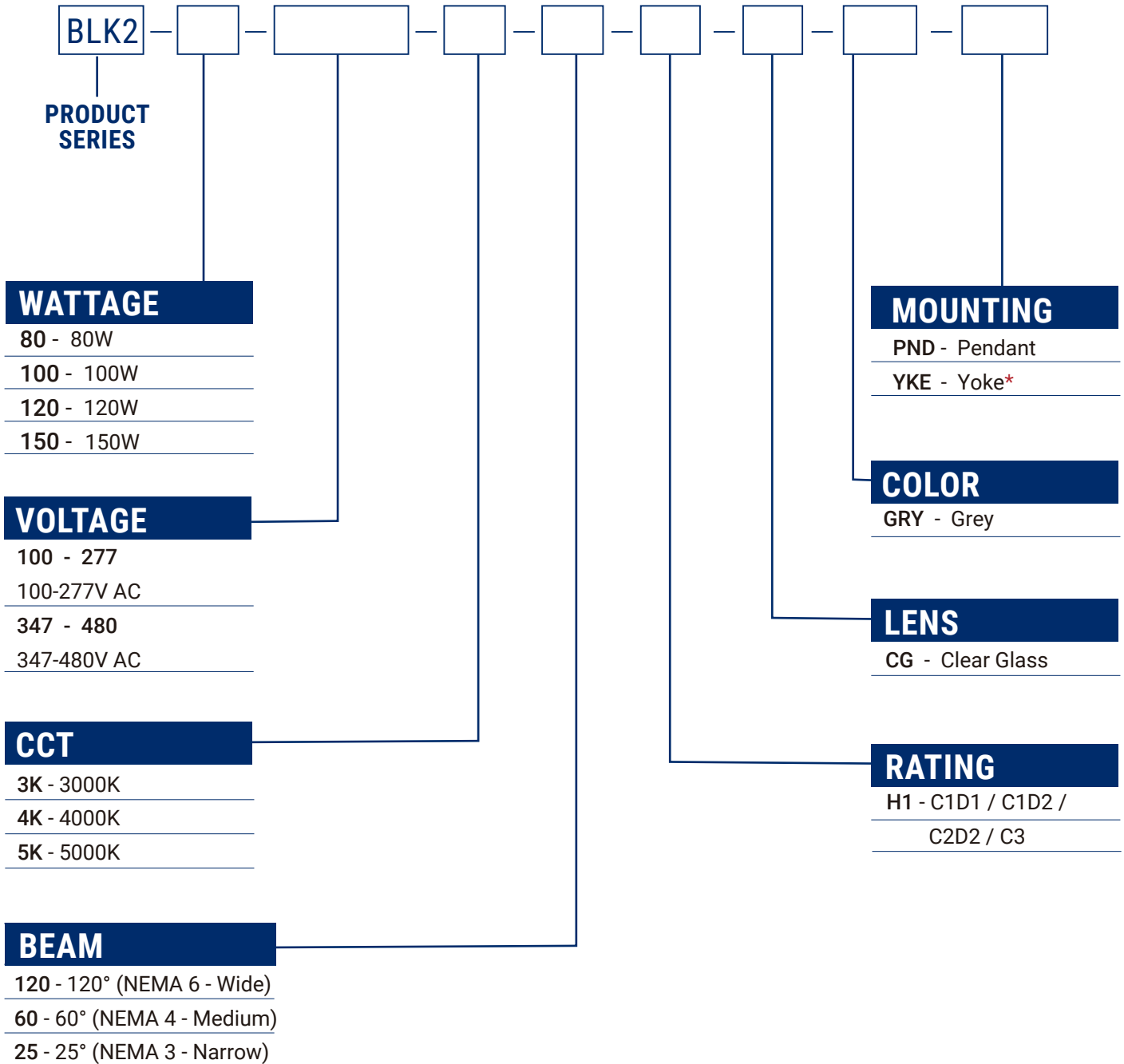
# TECHNICAL PARAMETERS

Specification	BLK2-H1-80	BLK2-H1-100	BLK2-H1-120	BLK2-H1-150
Electrical Parameters				
Power	80W	100W	120W	150W
Rated Input Current(100V AC)	0.740A	0.925A	1.111A	1.388A
Rated Input Current(277V AC)	0.320A	0.401A	0.481A	0.601A
Rated Input Current(347V AC)	0.256A	0.320A	0.384A	0.480A
Rated Input Current(480V AC)	0.185A	0.231A	0.277A	0.347A
Voltage/Frequency	100-277V AC, 347-480V AC 50/60Hz			
Power Factor	≥0.90			
THD	<20%			
L70	121,000 hrs@140°F			
Dimming	0-10V, Range 10-100%			
Surge Protection	6KV			
Supply Wire	12-18AWG , Rated 90°C			
Warranty	LEDs: 10 years, Driver: 7 years			
Optical Parameters				
Lumen Output*	12,320Lm	14,162Lm	17,680Lm	21,227Lm
Lumen Efficacy*	150Lm/W			
Available Beam Angle	25° / 60° / 120°			
Correlated Color Temperature (CCT)	3000K/4000K/5000K			
Color Rendering Index (CRI)	Ra>70			
Mechanical Parameters				
Housing Material	die-cast aluminum			
Hardware	Stainless steel 316			
Lens Material	Tempered Glass			
Mounting Options	Pendant, Yoke, Stanchion			
Product Weight	33.5lbs/15.2kg		33.7lbs/15.3kg	
Package Weight	35.6lbs/16.2kg		35.8lbs/16.3kg	
Cable Entry	(3) 3/4" NPT			
Product Dimensions(L×W×H)	12.9×10.7×8.4in (328×271×214mm)			
Package Dimensions(L×W×H)	15.1×13.9×10in (383×353×255mm)			
Environmental Parameters				
Vibration Resistance	1.5G ( ANSI C136.31 )			
Ambient Operating Temperature	-40°F ~ +140°F (-40°C ~ +60°C)			
T-Code Rating	C1D1 – T6, C1D2 – T4A, C2D2 – T4A			
EPA wind rating (FT2)	1.715 (Yoke), 1.735 (Stanchion)			

\* Value calculated based on 5000K and Clear glass ,varies to different spec.

# ORDERING INFORMATION

**EXAMPLE:** BLK2-80-100-277-5K-120-H1-CG-GRY-PND



\* BLK-YOKE Pre-installed as standard, Contact sales for other Yoke options.



## MOUNTING ACCESSORIES



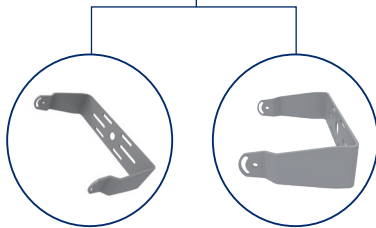
Pendant



Yoke




Stanchion



BLK-YOKE

BLK-360Y



STAN01

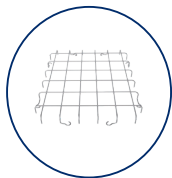
Mounting Method	PN	Description	MPN Code
Yoke	BLK-YOKE	Yoke Mount BLK SERIES, SS304. Power Coated Grey RAL7037	309050055
	BLK-360Y	360" rotation Yoke Mount. BLK SERIES. SS304. Power Coated Grey RAL7037	201010115
Stanchion	STAN01*	Slip-Fit Stanchion Mount Kit for $\Phi 2"$ (2 3/8" OD) Poles Non-threaded, SUS304, powder coated, RAL7037	309050300

\* Requires A Yoke Mount


## OTHER ACCESSORIES



SFCB01



BLK-WG



BLK-VISO



HOOK02

PN	Description	MPN Code
SFCB01	Safety Cable Kit, BLK & RDX SERIES, SS304	106060018
BLK-WG	Lens Wire guard. BLK SERIES, SS304	106060013
BLK-VISO	Visor, BLK SERIES, SS304, Power Coated Grey RAL7037	101040169
HOOK02	M10 Hook with $\frac{3}{4}"$ NPT(SUS316)	309050331

## REPLACEMENT PARTS (ORDERED SEPARATELY)

Part Number	Description	MPN Code
BLK2-80-100-277-Driver	Replacement Driver Kit for BLK2-80-100-277 Fixtures	303010020
BLK2-100-100-277-Driver	Replacement Driver Kit for BLK2-100-100-277 Fixtures	303010021
BLK2-120-100-277-Driver	Replacement Driver Kit for BLK2-120-100-277 Fixtures	303010022
BLK2-150-100-277-Driver	Replacement Driver Kit for BLK2-150-100-277 Fixtures	303010023
BLK2-80-347-480-Driver	Replacement Driver Kit for BLK2-80-347-480 Fixtures	303010024
BLK2-100-347-480-Driver	Replacement Driver Kit for BLK2-100-347-480 Fixtures	303010025
BLK2-120-347-480-Driver	Replacement Driver Kit for BLK2-120-347-480 Fixtures	303010026
BLK2-150-347-480-Driver	Replacement Driver Kit for BLK2-150-347-480 Fixtures	303010027

## LUMEN TABLE

PN	Wattage (W)	CCT	Beam	Lens	Lumen Output (Lm)	Efficiency (Lm/W)
<b>Voltage 100-277V AC</b>						
BLK2-80-100-277-5K-120-H1-CG-GRY-YKE	80	5000K	120°	Clear Glass	12,320	151
BLK2-80-100-277-5K-60-H1-CG-GRY-YKE	80	5000K	60°	Clear Glass	11,180	136
BLK2-80-100-277-5K-25-H1-CG-GRY-YKE	80	5000K	25°	Clear Glass	11,472	139
BLK2-100-100-277-5K-120-H1-CG-GRY-YKE	100	5000K	120°	Clear Glass	14,162	148
BLK2-100-100-277-5K-60-H1-CG-GRY-YKE	100	5000K	60°	Clear Glass	12,799	132
BLK2-100-100-277-5K-25-H1-CG-GRY-YKE	100	5000K	25°	Clear Glass	13,275	136
BLK2-120-100-277-5K-120-H1-CG-GRY-YKE	120	5000K	120°	Clear Glass	17,680	146
BLK2-120-100-277-5K-60-H1-CG-GRY-YKE	120	5000K	60°	Clear Glass	16,497	132
BLK2-120-100-277-5K-25-H1-CG-GRY-YKE	120	5000K	25°	Clear Glass	16,949	135
BLK2-150-100-277-5K-120-H1-CG-GRY-YKE	150	5000K	120°	Clear Glass	21,227	147
BLK2-150-100-277-5K-60-H1-CG-GRY-YKE	150	5000K	60°	Clear Glass	18,695	128
BLK2-150-100-277-5K-25-H1-CG-GRY-YKE	150	5000K	25°	Clear Glass	19,393	132
<b>Voltage 347-480V AC</b>						
BLK2-80-347-480-5K-120-H1-CG-GRY-YKE	80	5000K	120°	Clear Glass	11,951	152
BLK2-80-347-480-5K-60-H1-CG-GRY-YKE	80	5000K	60°	Clear Glass	10,946	138
BLK2-80-347-480-5K-25-H1-CG-GRY-YKE	80	5000K	25°	Clear Glass	11,186	141
BLK2-100-347-480-5K-120-H1-CG-GRY-YKE	100	5000K	120°	Clear Glass	14,736	152
BLK2-100-347-480-5K-60-H1-CG-GRY-YKE	100	5000K	60°	Clear Glass	13,323	135
BLK2-100-347-480-5K-25-H1-CG-GRY-YKE	100	5000K	25°	Clear Glass	13,843	140
BLK2-120-347-480-5K-120-H1-CG-GRY-YKE	120	5000K	120°	Clear Glass	18,122	153
BLK2-120-347-480-5K-60-H1-CG-GRY-YKE	120	5000K	60°	Clear Glass	16,184	135
BLK2-120-347-480-5K-25-H1-CG-GRY-YKE	120	5000K	25°	Clear Glass	16,575	138
BLK2-150-347-480-5K-120-H1-CG-GRY-YKE	150	5000K	120°	Clear Glass	21,640	150
BLK2-150-347-480-5K-60-H1-CG-GRY-YKE	150	5000K	60°	Clear Glass	19,234	131
BLK2-150-347-480-5K-25-H1-CG-GRY-YKE	150	5000K	25°	Clear Glass	19,792	135

For additional information, please contact your sales representative.



## A DIRECT RETROFIT FROM HID TO LED

The BLK series LED is easy to retrofit in the same configuration as your existing HID luminaires. For example, a 150-watt Block (BLK2-150) delivers virtually the same illumination as its equivalent 450 watt Metal Halide luminaire while providing 80% reduction in energy costs and up to 148,000 hours of continuous operation.



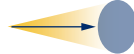





MODELS	Lumen Output (Lm)	MH Equivalent (W)	HPS Equivalent (W)
BLK2-80	12,320	250	310
BLK2-100	14,162	320	360
BLK2-120	17,680	400	400
BLK2-150	21,227	450	400

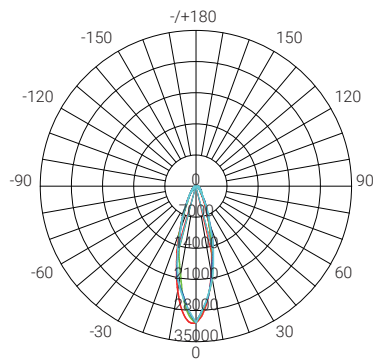
## THE RIGHT BEAM PATTERN FOR YOUR APPLICATION

RSL optic package is engineered to deliver maximum footcandles efficiently where you need them, without wasted light or overspill.

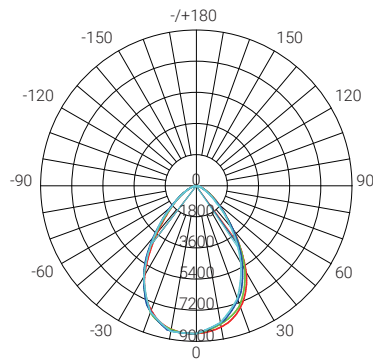
RSL offers complimentary lighting design services for our products using industry-leading AGI32 software, tailored for projects of all sizes in harsh and hazardous locations. We assist you in determining the number of fixtures needed, the types of lights to use, their optimal placement, and how to maximize energy savings—all within budget.

Simply fill out the form (<https://dev.redskylighting.com/lighting-design>) with a few key details, request a layout, and we'll bring your ideas to life within 2-5 business days.

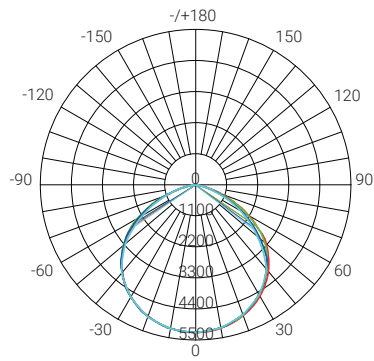
Beam	NEMA/IESNA Type	Beam Description	Beam Projection Distance
30°	NEMA 3	Medium Narrow	
60°	NEMA 4	Medium	
90°	NEMA 5	Medium Wide	
120°	NEMA 6	Wide	
T1	Type I	Asymmetric distributions, well suited for narrow areas, such as Conveyor belts, Aisleways, Catwalks, Loading docks and Tunnels.	
T2	Type II	Asymmetric distributions, well suited for narrow areas, such as roadways, paths and driveways.	
T3	Type III	Asymmetric distributions, well suited for site / area perimeters, wide roadways, and open areas.	
T5	NEMA 7 Type V (Square)	Very Wide: symmetrical pattern with excellent uniformity for large, open areas.	



**25°**  
**NEMA 3 - Narrow**



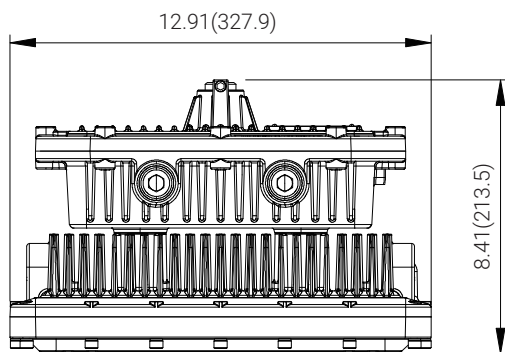
**60°**  
**NEMA 4 - Medium**



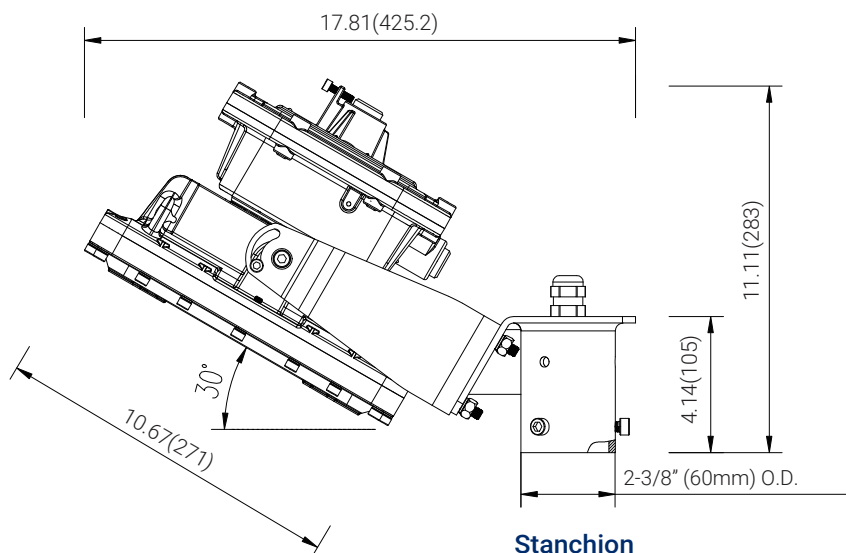
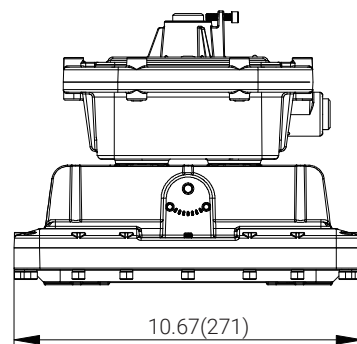
**120°**  
**NEMA 6 - Wide**

## DIMENSIONS

unit: in(mm)



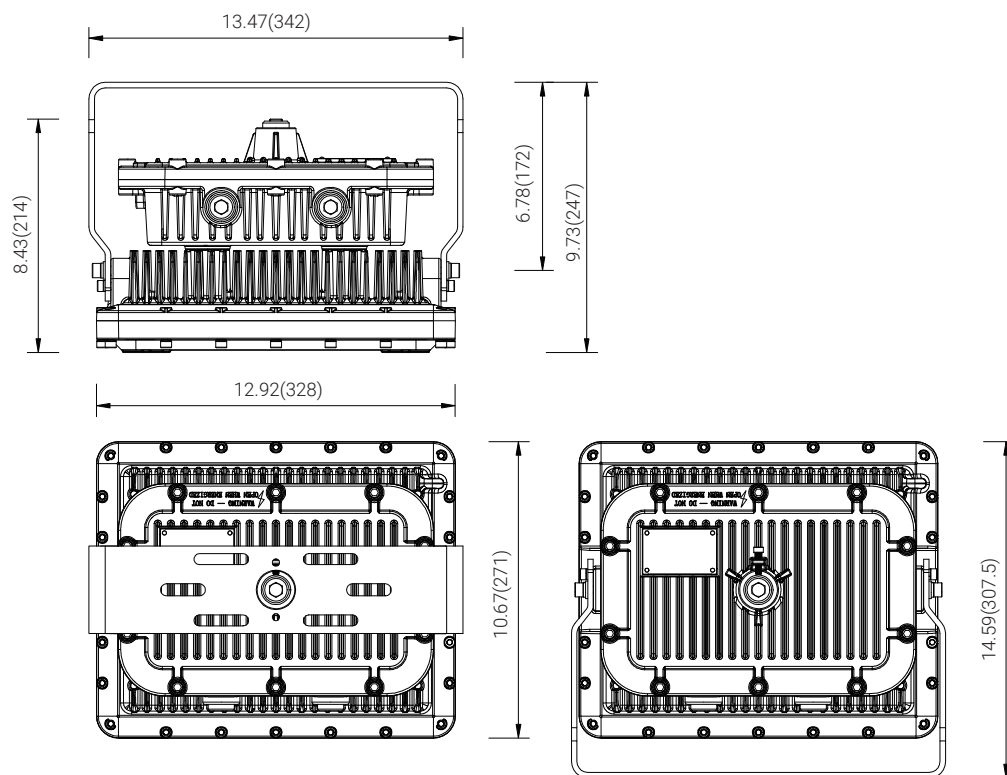
**Pendant**



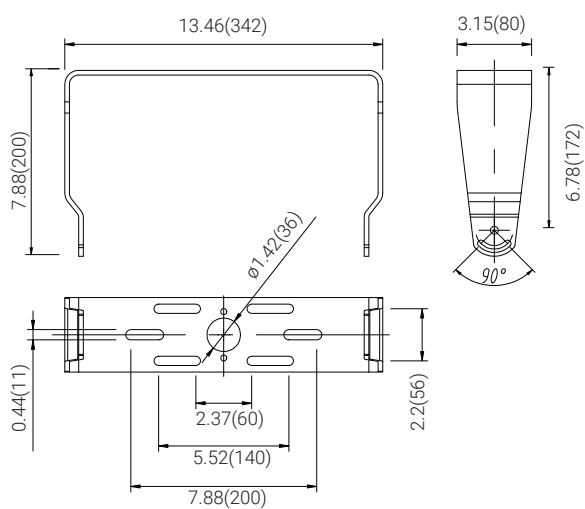
**Stanchion**



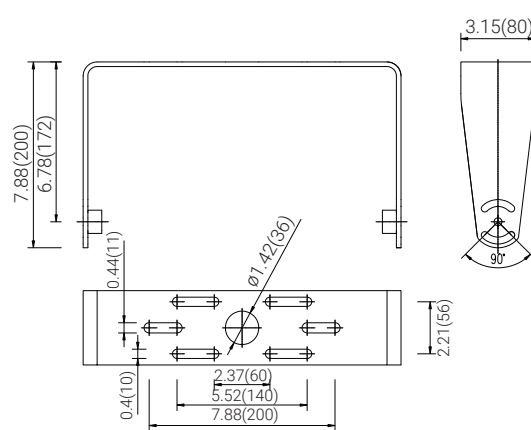
unit: in(mm)



## Yoke



BLK-YOKE



BLK-360Y

# HAZARDOUS LOCATION LIGHTING BASICS

## Atmosphere Groups

Substance	Hazard Class	Division Groups	Zone Groups	Max. Surface Temperatures	NEC® 500 CEC®	NEC® 500/IEC-Group II
Acetylene	Class I Flammable Gases	Group A	IIC	450°C(842°F)	T1	T1
Hydrogen		Group B	IIC	300°C(572°F)	T2	
Ethylene		Group C	IIB	280°C(536°F)	T2A	T2
Propane		Group D	IIA	260°C(500°F)	T2B	
Methane		Group D	IIA <sup>2</sup>	230°C(446°F)	T2C	
Combustible Metal Dusts	Class II Combustible Dusts	Group E <sup>1</sup>	IIIC <sup>3</sup>	215°C(419°F)	T2D	
Combustible Carbonaceous Dust		Group F	IIIB <sup>3</sup>	200°C(392°F)	T3	T3
Combustible Dusts not in Group E or F (Flour, Grain, Wood, Plastics, Chemicals)		Group G	IIIB <sup>3</sup>	180°C(256°F)	T3A	
				165°C(329°F)	T3B	
				160°C(320°F)	T3C	
Combustible Fibers and Flyings	Class III Fibers and Flyings	Not Applicable	IIIA <sup>3</sup>	135°C(275°F)	T4	T4
Note 1: Group E is applicable to Class II, Division 1 only.				120°C(248°F)	T4A	
Note 2: Methane is a Group IIA Gas for non-mining applications.				100°C(212°F)	T5	T5
Note 3: Group IIIA, IIIB and IIIC have not been adopted by the Canadian Electrical Code.				85°C(185°F)	T6	T6

## Classification of Divisions and Zones

Hazard Level	Division Scheme	Zone Scheme	Definitions
Continuous Hazard	Division 1	Zone 0 / Zone 20	A place in which an explosive atmosphere is continually present
Intermittent Hazard		Zone 1 / Zone 21	A place in which an explosive atmosphere is likely to occur in normal operation
Hazard Under Abnormal Conditions	Division 2	Zone 2 / Zone 22	A place in which an explosive atmosphere is not likely to occur in normal operation, but may occur for short periods

## IP Codes

1st No.	Solid Objects
0	No protection
1	Objects greater than 50mm
2	Objects greater than 12.5mm
3	Objects greater than 2.5mm
4	Objects greater than 1mm
5	Dust protected
6	Dust proof
2nd No.	Liquids
0	No protection
1	Vertically dripping
2	Dripping up to 15°
3	Limited spraying
4	Splashing from all directions
5	Hosing jets from all directions
6	Strong hosing jets from all directions
7	Temporary immersion
8	Continuous immersion
9	Steam-jet cleaning

## IK Ratings

IK Code	Level of Protection Achieved
IK00	Not protected
IK01	Protected against 0.14 joules impact
IK02	Protected against 0.2 joules impact
IK03	Protected against 0.35 joules impact
IK04	Protected against 0.5 joules impact
IK05	Protected against 0.7 joules impact
IK06	Protected against 1 joules impact
IK07	Protected against 2 joules impact
IK08	Protected against 5 joules impact
IK09	Protected against 10 joules impact
IK10	Protected against 20 joules impact





**1(262) 456-5002**  
contact@redskylighting.com  
www.redskylighting.com

**RED SKY LIGHTING LLC**  
9370 Pittsburgh Ave Rancho  
Cucamonga, CA 91730, USA

#### **Disclaimer**

The product information provided is, to the best of Red Sky Lighting's knowledge, accurate as of the date of publication. However, purchasers and end-users of Red Sky Lighting's products should refer to the documentation available on [www.redskylighting.com](http://www.redskylighting.com) for the most up-to-date and controlling product specifications, installation manuals, sales terms and conditions, and warranty terms. To the extent any contract is formed for the sale of Red Sky Lighting's products, whether directly with Red Sky Lighting or through any third party, the versions of such documentation posted on [www.redskylighting.com](http://www.redskylighting.com) as of the date of sale shall govern and prevail over any inconsistent information that may be provided elsewhere. In the event of a conflict between the information contained in this document and that available on [www.redskylighting.com](http://www.redskylighting.com), the website documentation shall control.